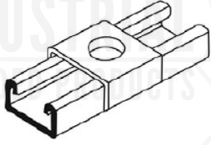


UW-450

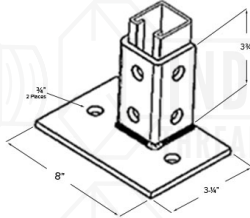
11 GA. "U" SADDLE WASHER 1-⁵/₈" WIDE WITH ¹⁵/₃₂" RETURN



Part Number	Std. Pkg.	Weight Per 100 Pcs.
UW-450- ³ / ₈ ⁷ / ₁₆ " Hole	As Required	14
UW-450- ¹ / ₂ ⁹ / ₁₆ " Hole	As Required	13
UW-450- ⁵ / ₈ ¹¹ / ₁₆ " Hole	As Required	13
UW-450- ³ / ₄ ¹³ / ₁₆ " Hole	As Required	13

PB-280-FL PLTD

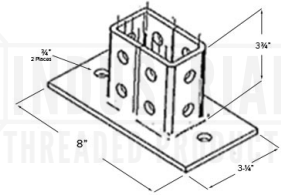
FLUSH MOUNT POST BASE
FOR 1-⁵/₈" X 1-⁵/₈" STRUT
3-¹/₄" X 8" BASE
TWO ³/₄" HOLES



Material: ¹/₄"
Finish: Electro-Plated, SST 316 & 304
Hole Dim: ⁹/₁₆"
Wt. Each (lbs): 3.12

PB-2064 PLTD

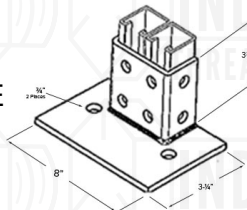
SQUARED POST BASE
FOR 1-⁵/₈" X 3-¹/₄"
STRUT 4" X 7" BASE
TWO ⁹/₁₆" HOLES



Material: ¹/₄"
Finish: Electro-Plated, SST 316 & 304
Hole Dim: ⁹/₁₆"
Wt. Each (lbs): 3.11

PB-3064-FL PLTD

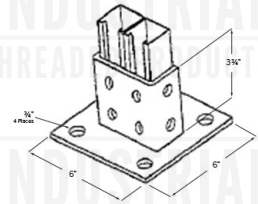
FLUSH MOUNT POST BASE
FOR 1-⁵/₈" X 3-¹/₄" STRUT
3-¹/₄" X 8" BASE TWO ³/₄"
HOLES



Material: ¹/₄"
Finish: Electro-Plated, SST 316 & 304
Hole Dim: ⁹/₁₆"
Wt. Each (lbs): 3.11

PB-3064-SQ PLTD

SQUARED POST BASE FOR
1-⁵/₈" X 3-¹/₄"
STRUT 6" SQUARE BASE
FOUR ³/₄" HOLES



Material: ¹/₄"
Finish: Electro-Plated, SST 316 & 304
Hole Dim: ⁹/₁₆"
Wt. Each (lbs): 3.75