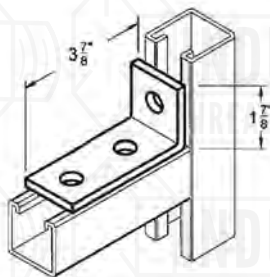


## 9028CA

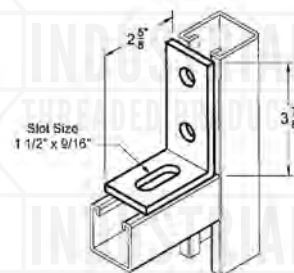
**3-HOLE CORNER  
ANGLE**  
1-7/8" X 3-7/8"



**Material:** 1/4"  
**Finish:** Electro-Galvanized, SST 316 & 304  
**Hole Dim:** 9/16"  
**Wt. Each (lbs):** .58

## 9029CA

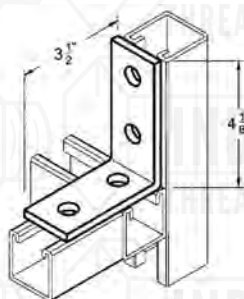
**2-HOLE  
ADJUSTABLE  
CORNER ANGLE  
WITH SLOT**  
2-5/8" X 3-7/8"



**Material:** 1/4"  
**Finish:** Electro-Galvanized, SST 316 & 304  
**Hole Dim:** 9/16"  
**Wt. Each (lbs):** .61

## 9030CA

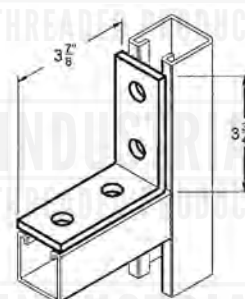
**4-HOLE CORNER  
ANGLE**  
3-1/2" X 4-1/8"



**Material:** 1/4"  
**Finish:** Electro-Galvanized, SST 316 & 304  
**Hole Dim:** 9/16"  
**Wt. Each (lbs):** .78

## 9031CA

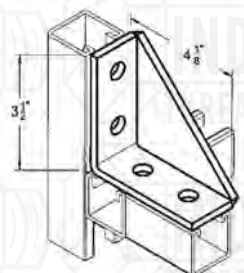
**4-HOLE CORNER  
ANGLE**  
3-3/4" X 3-7/8"



**Material:** 1/4"  
**Finish:** Electro-Galvanized, SST 316 & 304  
**Hole Dim:** 9/16"  
**Wt. Each (lbs):** .76

## 9032CA

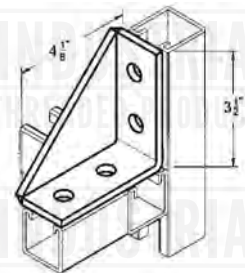
**4-HOLE WEBBED  
CORNER ANGLE,  
RIGHT HAND**  
3-1/2" X 4-1/8"



**Material:** 1/4"  
**Finish:** Electro-Galvanized, SST 316 & 304  
**Hole Dim:** 9/16"  
**Wt. Each (lbs):** 1.12

## 9033CA

**4-HOLE WEBBED  
CORNER ANGLE,  
LEFT HAND**  
3-1/2" X 4-1/8"



**Material:** 1/4"  
**Finish:** Electro-Galvanized, SST 316 & 304  
**Hole Dim:** 9/16"  
**Wt. Each (lbs):** 1.12