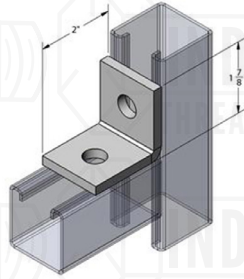




9022CA

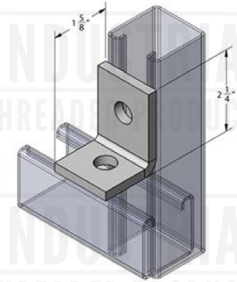
2-HOLE CORNER
ANGLE
1-7/8" X 2"



Material: 1/4"
Finish: Electro-Galvanized, SST 316 & 304
Hole Dim: 9/16"
Wt. Each (lbs): .37

9023CA

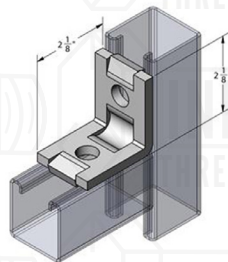
2-HOLE CORNER
ANGLE
1-5/8" X 2 1/4"



Material: 1/4"
Finish: Electro-Galvanized, SST 316 & 304
Hole Dim: 9/16"
Wt. Each (lbs): .37

9024CA

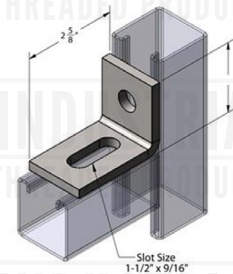
2-HOLE CORNER
ANGLE
2-1/8" X 2-1/8"
WITH GUIDES



Material: 1/4"
Finish: Electro-Galvanized, SST 316 & 304
Hole Dim: 9/16"
Wt. Each (lbs): .41

9025CA

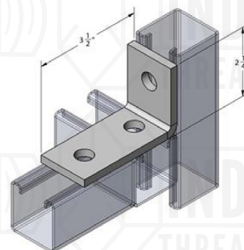
1-HOLE
ADJUSTABLE CORNER
ANGLE WITH SLOT
1-7/8" X 2-5/8"



Material: 1/4"
Finish: Electro-Galvanized, SST 316 & 304
Hole Dim: 9/16"
Wt. Each (lbs): .38

9026CA

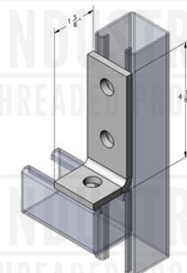
3-HOLE CORNER
ANGLE
2-1/4" X 3-1/2"



Material: 1/4"
Finish: Electro-Galvanized, SST 316 & 304
Hole Dim: 9/16"
Wt. Each (lbs): .56

9027CA

3-HOLE CORNER
ANGLE
1-5/8" X 4-1/8"



Material: 1/4"
Finish: Electro-Galvanized, SST 316 & 304
Hole Dim: 9/16"
Wt. Each (lbs): .56