

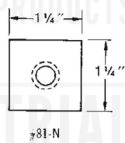
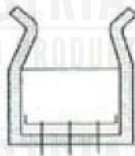
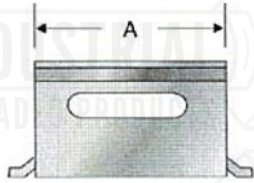


**FIG. 81
CONCRETE INSERT**

**FIG. 81N
CONCRETE INSERT NUT**



Manufactured
in the USA



Material/Finish: Carbon steel.

Plain electro-galvanized painted

Service: Heavy gauge insert box is nailed to concrete form. When concrete has set, knock out plug can be removed and insert nut installed. Side openings accommodate up to 1/2" reinforcing rods.

Approvals: Complies with Federal Specification WW-H-171-E (Type# 19), A-A-1192A (Type# 18), and Manufacturers' Standardization Society MSS SP-58 (Type# 18) and SP-69 (Type# 18).

Ordering: Specify figure number and finish. For insert nuts specify figure number, finish and rod size.

SIZE A	WEIGHT EACH (lbs)		MAX REC LOAD (lbs)
	INSERT (FIG# 81)	NUT (FIG# 81N)	
3/8-16	0.61	0.12	610
1/2-13			800
5/8-11	0.10		800
3/4-10			800

Project Information		Approval Stamp
Project:		Notes:
Address:	Contractor:	
Date:	Engineer:	
Approved <input type="checkbox"/> Approved as Noted <input type="checkbox"/> Not Approved <input type="checkbox"/>		